







# Update True Presence – Which update is needed?



## Variants and what to do:

<p><b>Variant 1:</b></p> <p>This is the current correct and tested firmware version.</p> <p><b>No more updates needed!!!</b></p>	<div> <div> <b>True Presence</b>  TPKNX#110D  </div>  </div> <div> Installation Nutzer <a href="#">Info</a> </div> <div> Produkt: True Presence KNX (7079)  [1] Firmware Version: 1.4   1  [2] Firmware Version: 1.2  [3] Firmware Version: 2.1.3 </div>
<p><b>Variant 2:</b></p> <p>Older detector that once got an update and is at exactly this level:</p> <p><b>Only the file 7079-1_4-1-app.sfu resp. 7078-1_4-1-app.sfu(Multi)</b></p>	<div> <div> <b>True Presence</b>  TPKNX#136  </div>  </div> <div> Installation Nutzer <a href="#">Info</a> </div> <div> Produkt: True Presence KNX (7079)  [1] Firmware Version: 1.3   1  [2] Firmware Version: 1.2  [3] Firmware Version: 2.1.3 </div>
<p><b>Variant 3:</b></p> <p>Older detector that may have received an update at some point:</p> <p><b>Complete update! All three files</b></p> <p><b>Attention:</b> A complete reprogramming of the detector via ETS is required here. The physical address and application programme are lost with the update!</p>	<div> <div> <b>True Presence</b>  TPKNX#006  </div>  </div> <div> Installation Nutzer <a href="#">Info</a> </div> <div> Produkt: True Presence KNX (7079)  [1] Firmware Version: 1.1   1  [2] Firmware Version: 1.1  [3] Firmware Version: 2.0.8 </div>

## Update procedure

1. Unzip the update files and then send them to the smartphone by mail
2. Click on the file and, depending on the smartphone, the SmartRemote app opens automatically and integrates the update
3. If this does not work automatically, click on the file and select "Open with...SmartRemote App"
4. Then select the detector in the app, check the software status under the Info tab and install the new firmware under Update
5. This message confirms the successful import

